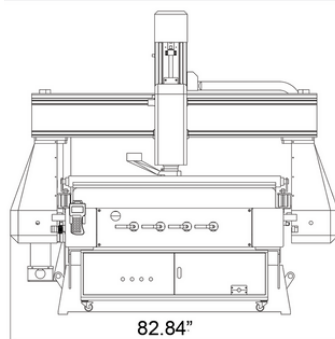


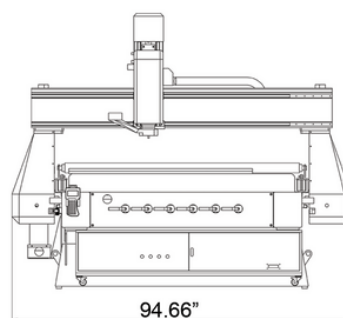
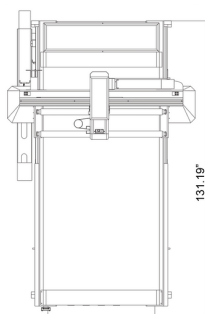


# SHADOW

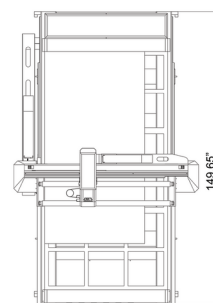
4X8/5X10 TABLES



**4x8  
TABLE**



**5X10  
TABLE**



SHADOW	
Machine Voltage	220V Single Phase 3 Wire 60HZ 30 Amp
Working Area	X Y axis: 4 ft x 8 ft, 5 ft x 10 ft, or custom Z axis: 11.8 in
Vacuum Table	Bakelite Vacuum Table Surface Multi-Zone Vac Table T-Slot Clamping Table
Machine Structure	Fully Welded Steel Frames
Spindle	Air cooled spindle 4.5KW / 6.1 HP HQD. Other options are available.
Tool Cooling	Oil-Mist & Air Cooling System
Inverter	220V Single Phase 4.5KW
Motion Supports	Linear Guide: XY with rack and pinon drive Linear Guide Z with rack and pinon drive Ball Screw: on Z axis with hardened ball screw Rack 1.25M Taiwan J&T / Rack has dust cover
Motor & Drive	Micro stepping gear reduced helical rack and pinon with 400 watt drive
Control System	Pendant Control System for easy control
Pneumatic Rollers	Automatic Rollers with 600lbs of pressure
Tool Sensor	Touch probe for Z axis zero of current tool and G54 Setting
Lubrication System	Oil lubrication system with manual pump
Machine Weight	4ft x 8ft: 2800lbs, 5ft x 10 ft: 3100lbs


## Dust Collectors

Phantom CNC Systems offers several levels of dust collectors to meet the needs of your business. All of our dust collectors have pleated filters.



## Vacuum Pumps

The 2.2KW Rotary Vane Pumps are big power in small packages. One pump is more than enough to handle the Shadow machine. These are powered on a 30 amp 220v single phase line. No 3 Phase is needed!



the  
**EVOLUTION  
OF CNC**

**CALL NOW : (252) 229-3896**

**SALES@PHANTOMCNCSYSTEMS.COM**

**WWW.PHANTOMCNCSYSTEMS.COM**

SHIPPING COST WILL VARY ON ADDRESS & CURRENT CARRIER RATES. PLEASE CONTACT US FOR SHIPPING QUOTES.